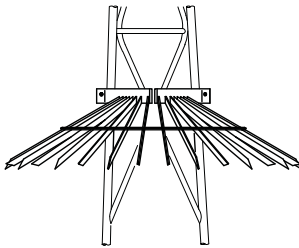
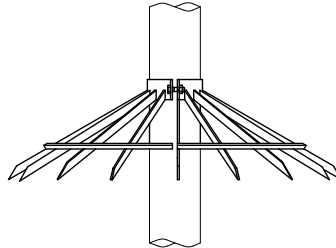


All dimensions in mm
unless otherwise stated

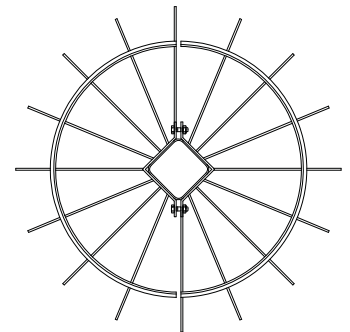
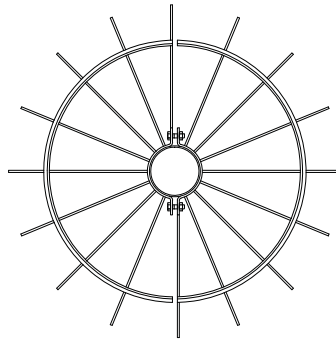
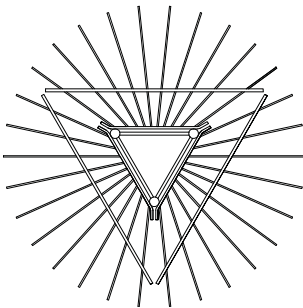
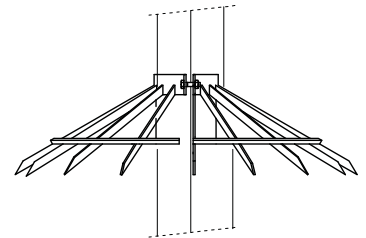
ACB1
Anti Climb Guard
ST & WD Tower



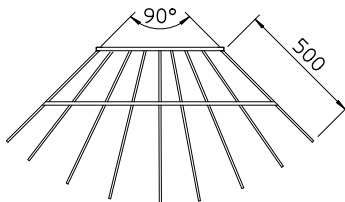
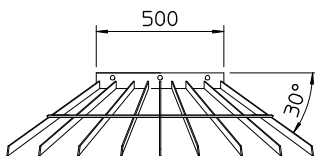
ACB2/ (state diam)
Anti Climb Guard
Circular Columns



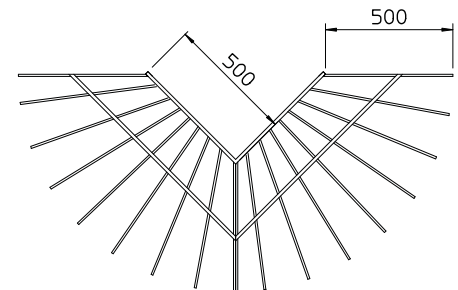
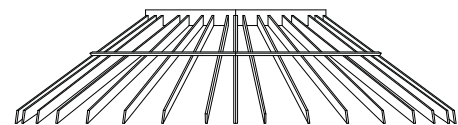
ACB3/ (state Section)
Anti Climb Guard
Square Columns



ACBW
Anti Climb Bracket Wall



ACBC
Anti Climb Bracket Corner



Standards Applicable

General Steelwork:
BS 1449:1991, BS 1387:1985
BS EN 10025:1993

Structural Steelwork:
BS EN 10210-1:1994
BS EN 10210-2:1997

Hot Dipped Galvanized:
BS EN ISO 1461:2009

Welding Procedures:
Comply with BS EN 1011-2:2001

Fasteners:
Grade 8.8 BS 3692:2001
BS 4190:2001 DIN931, DIN934

Design Wind Loading:
In accordance with CP3 chapter
V Pt 2 & BS 6399 Pt 2:1997

Paint finishes:
BS 4800 & RAL colour range

